

Creativity Considered:

Course Projects

Version 01/13/18

Course-Long Projects

Step 1:

Form teams of two

Step 2:

As the two members of your team, choose two people --- a creative duo --- as the subjects of your course-long project (we will go over some criteria for you to employ as you make your choice of duo)

Step 3:

Prepare a proposal for whom you will choose as your creative duo

Step 4:

Schedule a meeting with us, prior to Class #3, to discuss your proposal

Considerations to Keep in Mind

As you work on your creative duo, keep the following considerations in mind:

Make sure there are interesting contrasts between the two people who constitute your creative duo

Choose people whom you care about

Remember that creators work in many different fields --- arts, sciences, technology, business, elsewhere (creators are not only artists!)

Think about choosing people who are not necessarily extremely famous (but do check that there will be sufficient information available about the people you choose)

Likely, the people you choose have some special meaning for you (role models? heroes? anti-heroes?)


Be sure to have some personal investment in your choice, so that your project takes on real significance for you

First To-Do Item: Class #3


After discussion of your proposal with us, prepare a poster depicting your team's choice of creative duo

Bring your poster to class and be ready give a short briefing to the class about who the people you chose are and, importantly, about your motivation for choosing your duo

*Creativity Considered
Legendary Women
Hand out by Ziwei Liu & Yijie Chen



Coco Chanel



Early Life and Career:

- Dark Childhood: a memory of Convent
- A pursue of upper class life
- Hat shop
- Fully Flourish in WWI

Famous Designs: Trousers for woman, Chanel No.5 Perfume, Jersey, Costume Jewellery, The Chanel Suit

The Little Black Dress

History: 1920, Vogue, "Ford Dress"

Now: Symbols for women: "Elegant" "Effortless" "Independent"

Motives:

- Sheer egoism: The death of her beloved/ Rebellion
- Aesthetic enthusiasm: The preference of "elimination"
- Historical impulse: "Fashion changes, but style remains."
- Political purpose: "Democracy in dress" (social class)

Combinaory thoughts:

- Seriousness & Chic
- Casual & Formal


Think differently:

- Duplication
- Focus on body

Limitation:

- Mindset of black (criticisms) & simplicity
- Uniqueness risen from "standardization"

Eileen Chang (张爱玲)



Biography:

Born	Shanghai, 1920
Died	LA, USA, 1995
Job	Novelist, essayist, playwright
Genre	Literary fiction
Work	(Romances)

Life is an extravagant gown, riddled with lice.
— Eileen Chang —

Various Experience:

Learning: 1/Combined family education(Chinese and western). 2/Wide interests(Classic & folk; different forms of literature; paintings, music)

Living: 1/Time: Anti-Japanese war(1937-1945) 2/Family:opium-addicted father, selfish mother ran away, fractious stepmother 3/Education(Hong Kong university):suspended because of war.

Distinctive Combination(Romance as example):

1/Eastern(Chinese) delicacy(*The Dream of Red Chamber*) & Western psychological depiction(*Jane Eyre*)

2/Her personal experience & The objective perspective of narrating.


Forms:

1/Feature Focus on depicting the presence, doesn't involve too much future imagination.

2/Expression of feminism: Use tragedies(sometimes doesn't look like tragedies) to indicate women's inferior status.

Personality:

Sensitive Emotion(not when writing). Strong. Persistent. Hard working. Versatile. Social awkward.



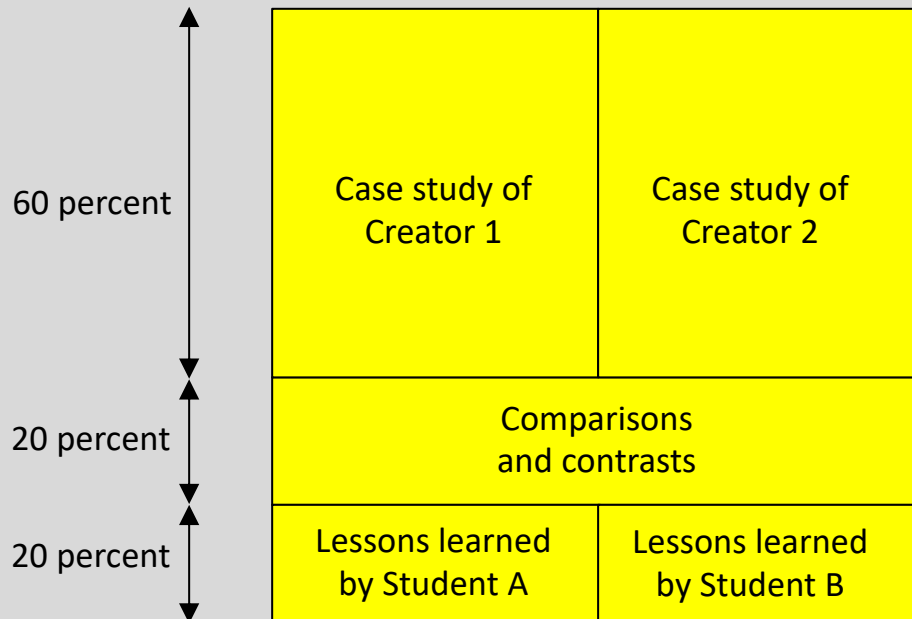
‡ Eileen's fashion designs & alumni book design§

First-Round Presentation: Classes #8 and #9

Your first-round presentation will be a joint activity undertaken by your team

Build a 20-minute presentation which accords with the template below

Also, you will each produce a handout, as an individual piece of work, to accompany your joint first-round presentation

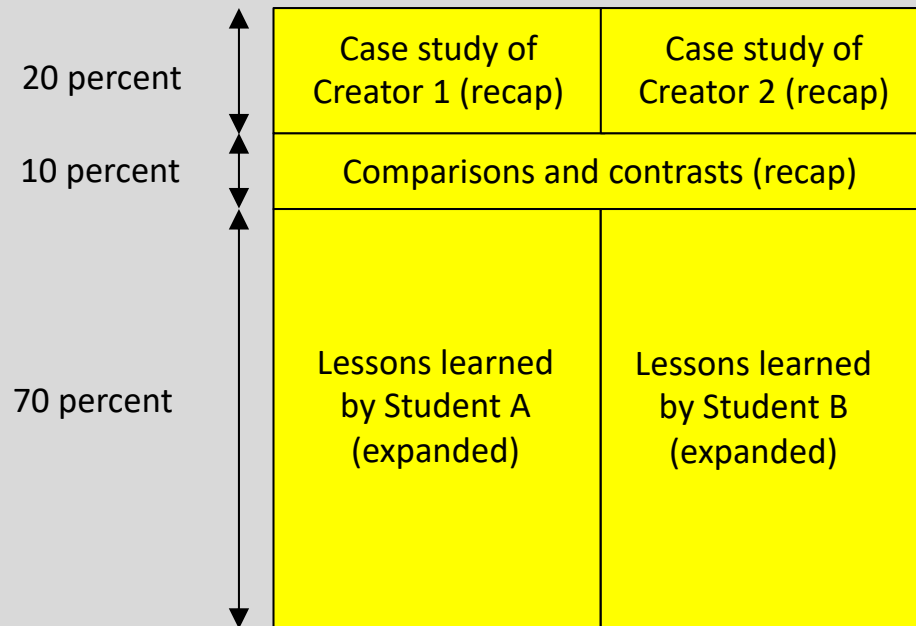



Second-Round Presentation: Classes #12 and #13

Your second-round presentation will be a joint activity undertaken by your team

Build a 15-minute presentation which accords with the template below

The individual work will be a follow-on final essay



	First-round presentation	Accompanying handout	Second-round presentation	Final essay	Class participation
Mode	Team	Individual	Team	Individual	Individual
Fraction of grade	10%	30%	10%	30%	20%
Criteria	(i) organization and clarity of the oral and/or written material (ii) accuracy and depth in use of concepts from class materials (iii) power and originality of insights provided 				(i) level of pre-class preparation indicated by comments made in class (ii) engagement in discussion in class of assigned materials (iii) engagement in feedback in class on fellow students' work